



Our System Specification



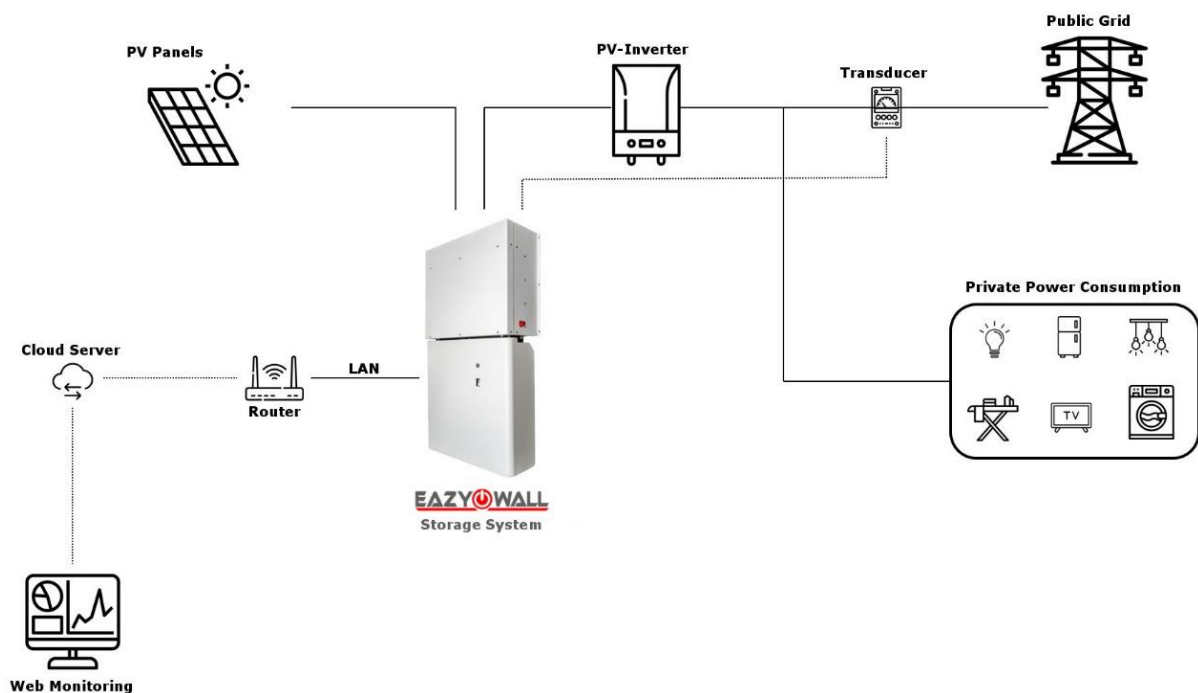
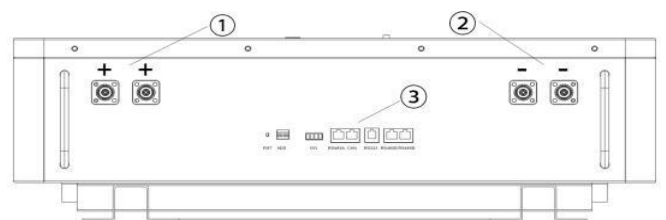
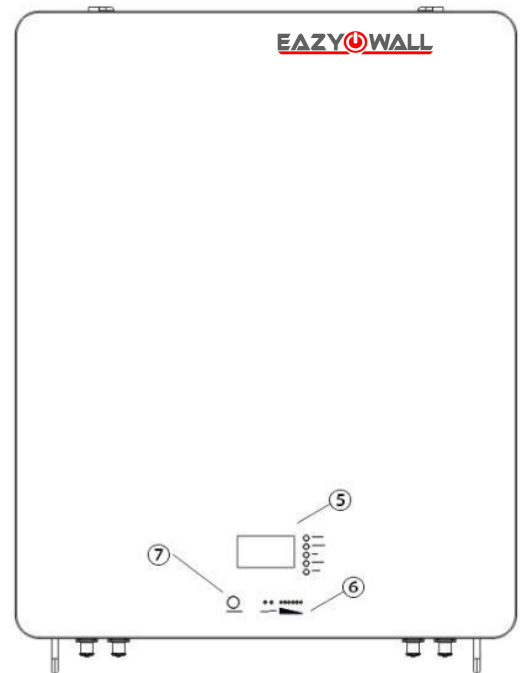
EAZY WALL

We particular emphasis on EAZY site of installation. Our Inverter complete power electronics and all plug-and-play connections are on the outside.

The software stored in the housing, which we developed by our Partner, ensures that you consume your self-generated electricity first, store the surplus first and then sell it to your energy supplier (feed-in) in order to have to buy as little grid electricity as possible in the end. So you have maximum self-sufficiency and self-consumption.

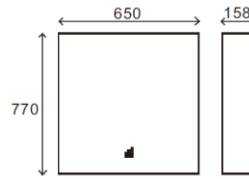
Flexibility and adaptability are our top priorities. Simply combine our inverters with each other and get the charging/discharging power you need at your location through the Master Slave function. Our system is scale-able up to 72kWh and our inverter is cascade-able up to 25 kWh

With the EazyPowerWall System, inverter and battery storage, you get the maximum yield from your system and thus avoid unnecessary conversion losses.



Our Promise:

- ✓ Compact Size & Eazy Installation
- ✓ Powerfull Perfomance
- ✓ Proven Safety
- ✓ Modular Design
- ✓ 24/7 Monitoring



Model	EPW-05.0B	EPW-07.5B	EPW-10.0B	EPW-12.0B
Cell Technology	LFP (LifePo4)			
Weight Kg	56	76	88	96
Size L/W/H	630 x 160 x 780			
IP Rating	IP 21			
Warranty	10 Years, 5.000 Cycles			
Usable Capacity	4,8 kWh	6,9 kWh	9,1 kWh	12,1 kWh
Nominal Voltage	48V/51,2V			
Operating Voltage Range	42V~54V / 45V~ 57,6V			
Internal Resistance	< 50 mΩ			
Full Cycles	> 5,000 Cycles			
Max. Discharge Current	100 A	100A	200A	200A
Ambient Temperature	-20° C up to +60° C			
Humidity	15% - 85% (Without condensation)			
Retrofitting	max. until 6 month			
Communication Interfaces	RS485/CAN			
Certificates	UN 38.3 / CE / UL / IEC62133			

Our Promise:

- ✓ Highest efficiency
- ✓ Modular Design
- ✓ 24/7 Monitoring
- ✓ Plug and Play

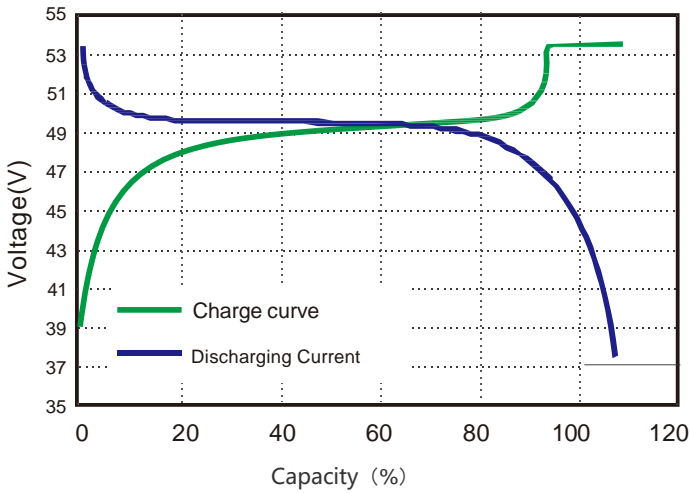


Inverter	2.5 kW 5.0 kW 7.5 kW 10 kW			
Number of Connectable Battery Modules	1-6 (parallel)			
Coupling of the Battery Converter	on DC side from the PV System			
Max. Charging Efficiency	96,8%			
Max Dis-Charging Efficiency	96,9%			
Efficiency at Direct Self-Consumption	100%			
Max. Overall Efficiency	93,8%			
Max. Input Voltage (PV)	1.000 V			
Max. Input Power	15 kW	30 kW	45 kW	60 kW
Min. Input Voltage (Umpp)	70V			
Max. Input Current (Idc)	30 A per string			
Max. Battery Current (Charging/Discharging)	50 A	100 A	150 A	200 A
Battery Voltage Range	45-60 V			
Number of PV Strings	1/2	1/2	1/3	1/2/4
Connector DC-in/DC-out	MC4			
Supply Voltage/ Frequency AC in	100-260 V (1-phase) 47 - 63 Hz			
Ambient Temperature	0 °C bis 40 °C			
Humidity	15 % - 85 % (without condensation)			
Sizes	650 x 520 x 250 mm			
Weight	18,5 kg	21 kg	29,5 kg	33kg
IP Rating	IP 40			

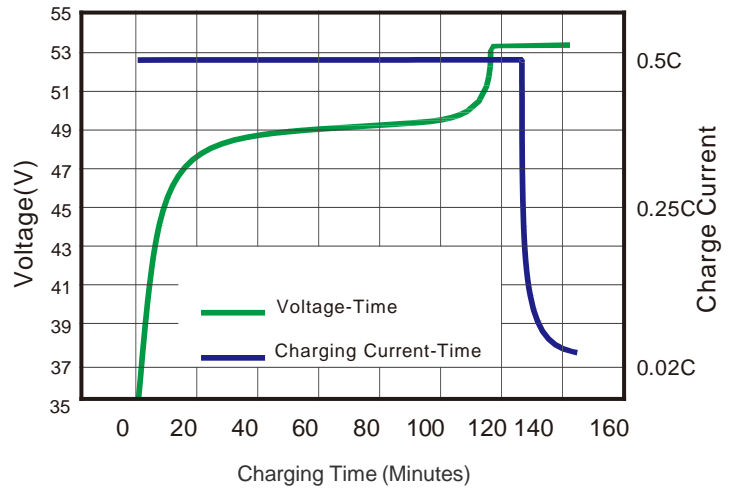


Charging and Discharge curve

● Charge and discharge curve @0.5C 25°C

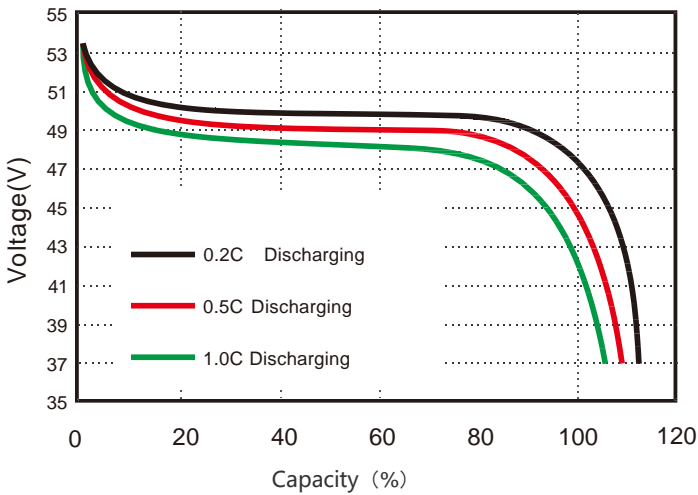


● Charging Characteristics @0.5C 25°C

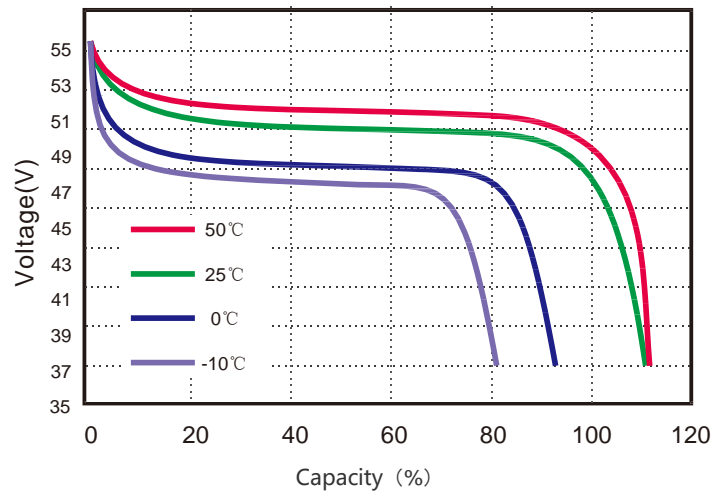


Different current/Temperature Discharge curves

● Different Rate Discharge Curve @25°C

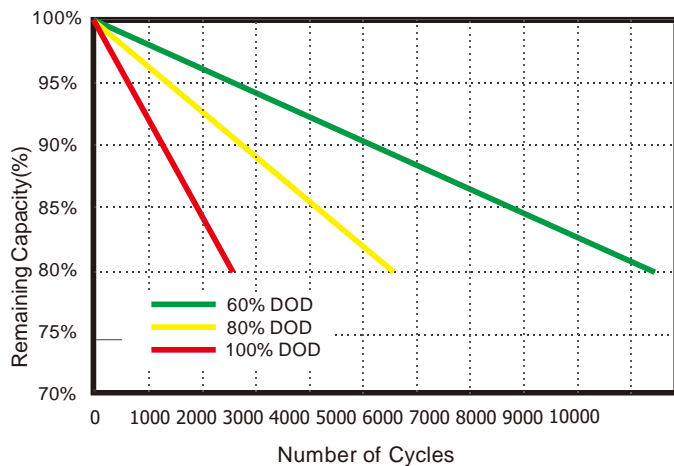


● Different Temperature Discharge Curve @0.5C



Cycle Life Curve

● Different discharge depth life curves @ 25°C 0.5C



● Different discharge depth life curves @ 40°C 0.5C

